




XTS

**THE MONITOR THAT
REVOLUTIONISES
VIDEO ENTRY
SYSTEMS CAME**



CAME 

CAME.COM



XTS: THE CONCEPT

"Our goal was to build the best video entry receiver on the market,
with no compromises!

*The components, build quality and software flexibility needed to set a new standard
and surpass any product we have ever built before.*

We have certainly achieved this with XTS."

Paolo Menuzzo
CAME President







CONTENTS

6	VERSIONS
7	INSTALLATION SOLUTIONS
8	ANTI- REFLECTION TECHNOLOGY
10	DISTINCTIVE POINTS
12	MESSAGING
14	CONNECTING YOUR XTS
16	MANAGEMENT FROM SMARTPHONE
17	VIDEOENTRY APP
18	X1 SYSTEM UPDATE
20	SELECTION GUIDE
22	INSTALLATION EXAMPLES: XTS 7 WIFI - X1 SYSTEM
24	INSTALLATION EXAMPLES: XTS 5 IP - IP360 SYSTEM
26	INSTALLATION EXAMPLES: XTS 7 IP - IP360 SYSTEM

XTS HAS ARRIVED: THE TOUCH SCREEN VIDEO ENTRY RECEIVER

7" MONITOR

185 mm x 129 mm



5" MONITOR

138 mm x 98 mm



BOTH VERSIONS ARE ALSO
AVAILABLE IN BLACK



INSTALLATION SOLUTIONS

SURFACE MOUNTED

24 mm

XTS has been designed to adapt in an elegant way to all the environments in which it is installed. The total depth is 24 mm when it is wall mounted.



RECESS MOUNTED

11 mm

It becomes ultra slim when it is installed recess mounted, the depth in this case is only 11 mm.

MAGNETIC FASTENING SYSTEM FOR BOTH RECESS-MOUNTED AND SURFACE-MOUNTED SOLUTIONS

To make the installation simple and quick, XTS is equipped with a series of powerful mini magnets to securely hold the entry receiver to its bracket. Pull firmly to access the back side and the terminal board.

TABLE MOUNTED

The elegant table stand is available as an accessory, allowing the XTS to be used even in different applications, such as a reception desk or a concierge.



OPTICAL BONDING ANTI-REFLECTION TECHNOLOGY

Inspired by the desire to produce the highest quality video entry product available, we have used the latest cutting edge technologies to obtain this excellent touch screen monitor.

To minimize the annoying reflection on the screen, XTS is equipped with the **optical bonding** technology: an advanced process in which the various layers that form the screen are processed. This processing also greatly increases the display contrast and therefore the video quality.

XTS is the first video entry monitor on the market to employ this innovative technology.


OPTICAL BONDING TECHNOLOGY

INCREASED STRENGTH


IMPROVED DURABILITY

RESISTANCE TO FOGGING

IMPROVED TOUCH SCREEN SENSITIVITY

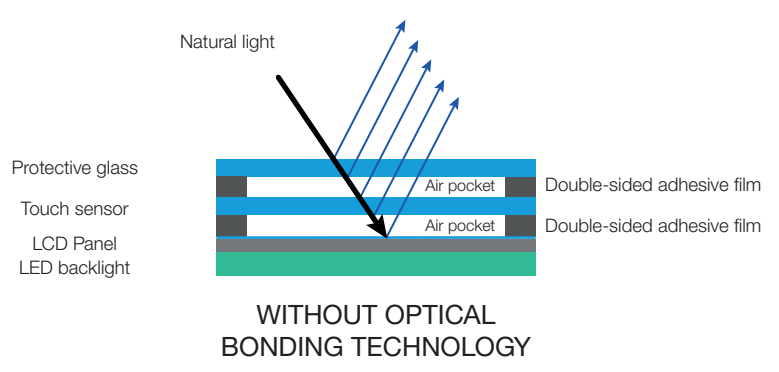
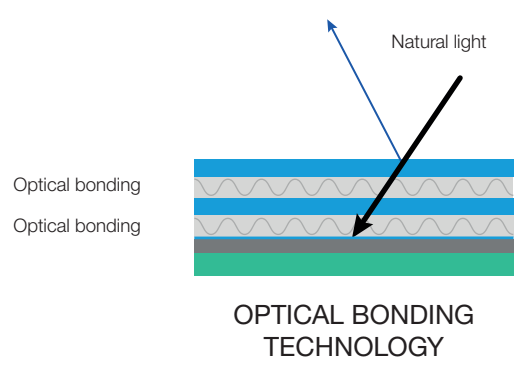


NOTE HD Screen only available in IP models.
The image above has been modified for illustrative purposes.




WITHOUT
OPTICAL BONDING
TECHNOLOGY

CAME BPT



DISTINCTIVE POINTS

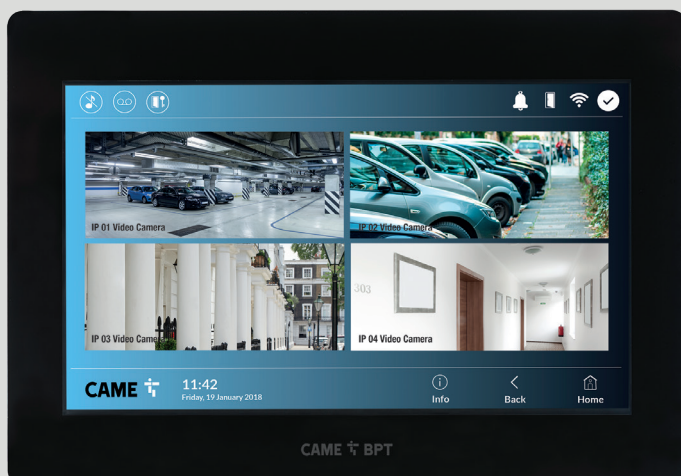
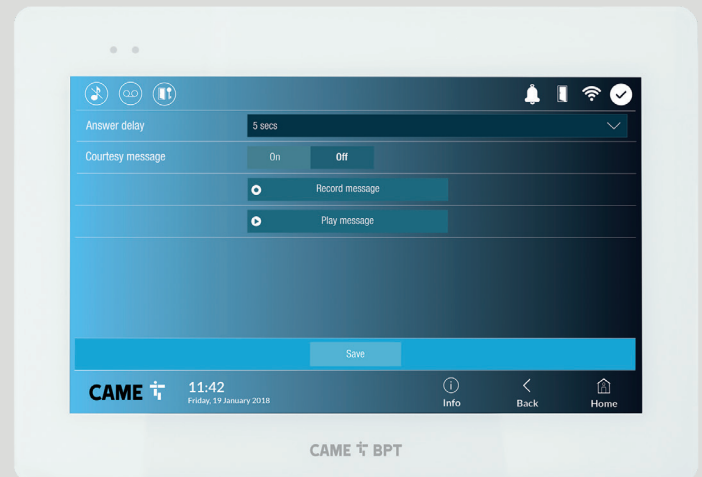


VIDEO RECORDING DURING CALLS

Do you wish greater security and peace-of-mind?
With a simple touch on the relative icon of the display, you can activate the audio and video recording of the current call.

VIDEO RECORDING

Expecting an important delivery and don't want to be disturbed?
Simply enable the automated video voicemail and record an outgoing message. You can also review your saved audio and video footage of the call.

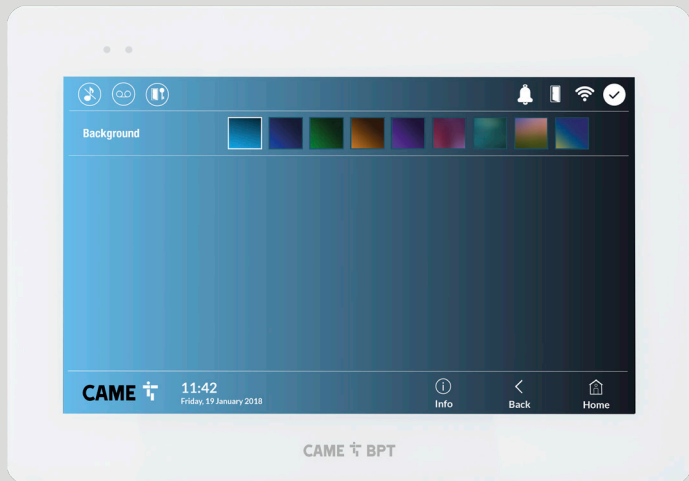


CCTV INTEGRATION

Do you own an IP CCTV system and want to access live images on the video entry receiver cameras?
The video surveillance system can be easily integrated with XTS to increase the security level in order to check the area before opening the door.

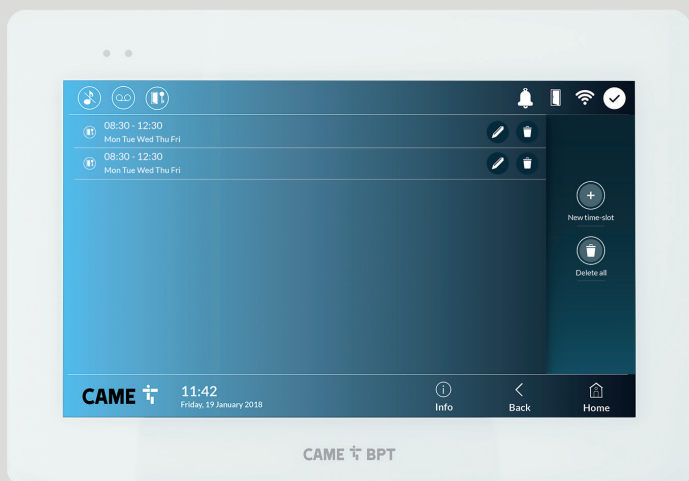
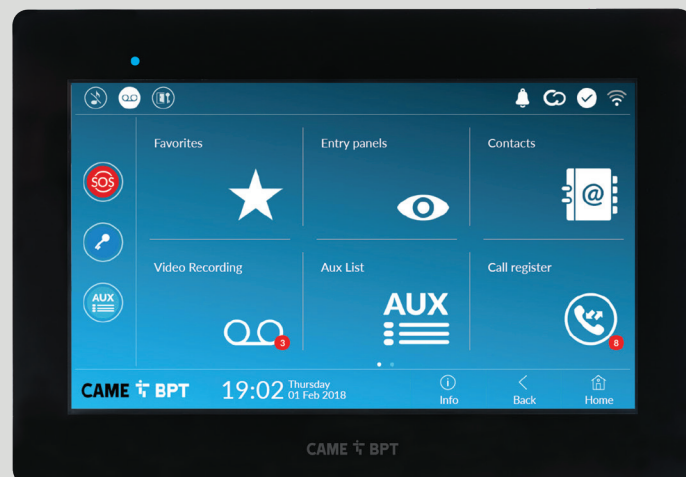
CUSTOMISED BACKGROUND

Do you want to add a touch of colour to your XTS? You can customize the background with different colour combinations according to your preferences.



MISSED CALLS NOTIFICATION

Need to know if someone tried to contact you when you were away from home? XTS will provide a missed call log showing the dates and times. Even when the monitor is in standby, a LED will flash to alert the user of missed calls and voicemail messages.



AUTOMATIC DOOR OPENING

Having a party and don't want to keep having to get up to let everyone in?

Activate the auto open feature on XTS and next time the call button is pressed the door will open automatically. This function is also perfect for professional studies where there is an endless stream of visitors. The function activation time is programmed according to the opening time of the study and the door is opened automatically.

INNOVATIVE CONCIERGE MESSAGING SERVICE

Whether sending a notification to an individual or an entire building, the messaging function, combined with the flexibility of our concierge software, is a powerful communication tool that provides great benefits in living contexts where there is the concierge service.

The whole process is carried out with maximum security because residents or occupiers do not need to provide personal contact details. The system is designed to ensure total protection of sensitive data and at the same time offers a convenient and powerful concierge information tool, designed for modern living environments.

BIDIRECTIONAL MESSAGES

Residents can reply to messages or notify the concierge of events without the need to call.

MESSAGES TO INDIVIDUALS, GROUPS OR ENTIRE BUILDING.

The concierge can select who needs to receive the notification so only those affected are notified.

MESSAGE EXAMPLES:

SINGLE APARTMENT

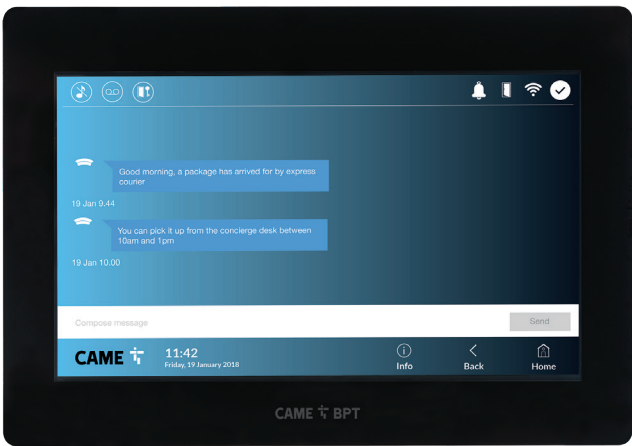
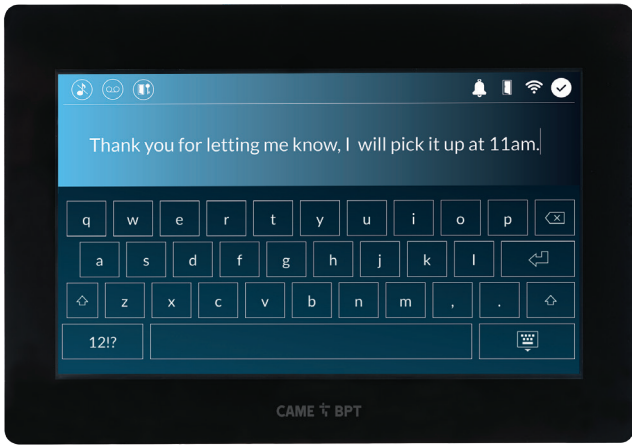
- Parcel notifications
- Booking confirmations

INDIVIDUAL FLOOR WITHIN APARTMENT BLOCK

- Maintenance Work Notifications

ENTIRE BUILDING

- Road closure notice
- Public transport delays



Good morning, a package has arrived for you by express courier.



PERSONAL MESSAGE EXAMPLE

Good morning, we would like to inform you that on 22nd January there will be an interruption to your electricity supply from 8am to 10am.



BUILDING MESSAGE EXAMPLE


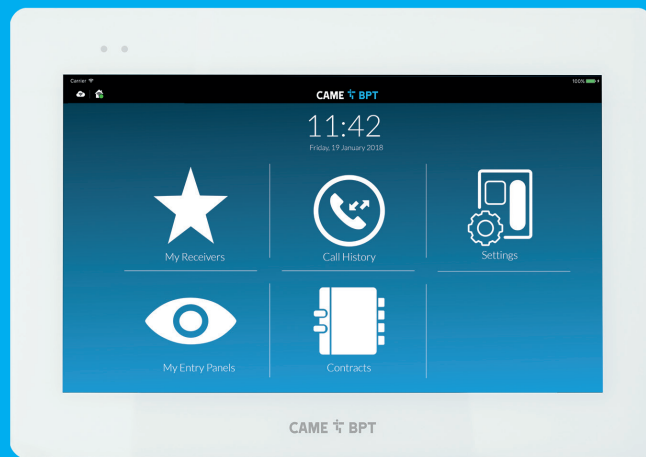
CONCIERGE



USE YOUR OWN WIFI TO CONNECT TO XTS

YOU CAN USE THE HOME CONNECTION TO BRING THE VIDEO INTERCOM ON TO THE NETWORK, AT NO EXTRA COST.

XTS is equipped with a WIFI card and with a simple configuration it can be connected to the Internet. In this way, you can use the video door entry system remotely via your smartphone or tablet.



ROUTER

The device, equipped with a WiFi card, can be hooked up to your own home router and take advantage of the home network to connect to the internet.



INTERNET

The internet connection, exploiting the home network, does not incur any additional costs on top of your network provider subscription.




CAME CONNECT

It is the Cloud Technology platform that allows you to remotely manage the system guaranteeing maximum security levels. All for free.

FOUR APP LICENSES INCLUDED*

Each internal derivative XTS 7 includes 4 app licenses to record as many mobile devices.



NOTE

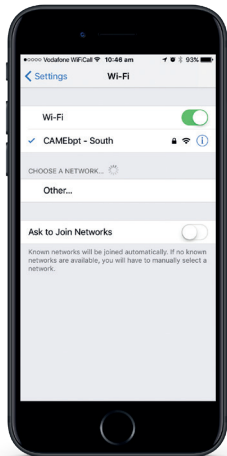
The WiFi function is only available on XTS versions with a 7" display.

*XTS 7 IP includes up to 19 app licenses for each device.

EASY APP SETUP

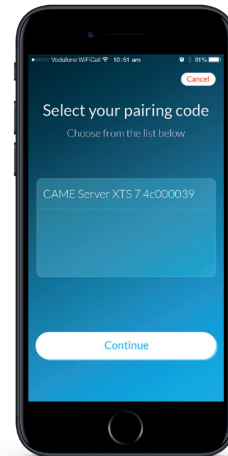


1



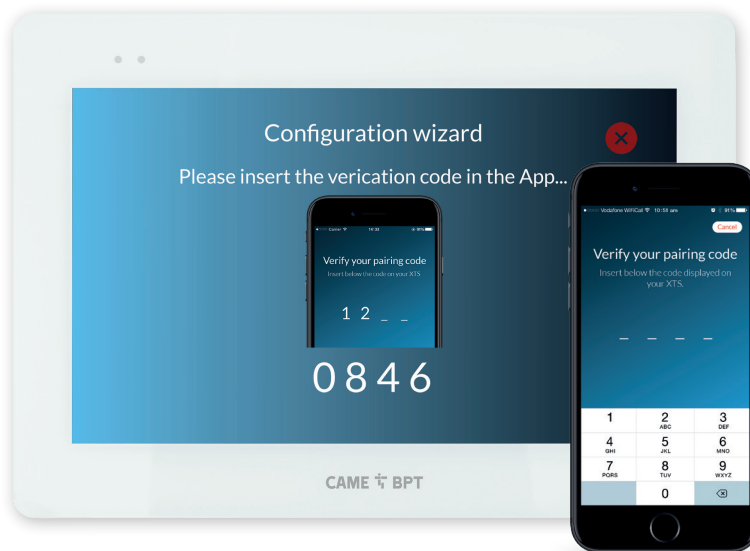
CONNECT YOUR SMARTPHONE OR TABLET TO THE APARTMENT WIFI

2



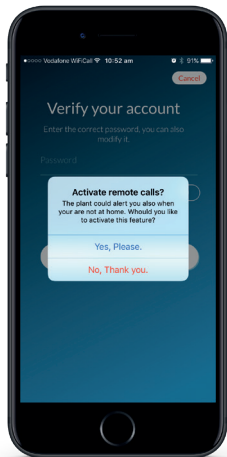
DOWNLOAD THE VIDEOENTRY APP, ENTER, AND SELECT THE XTS VIDEO ENTRY RECEIVER

3



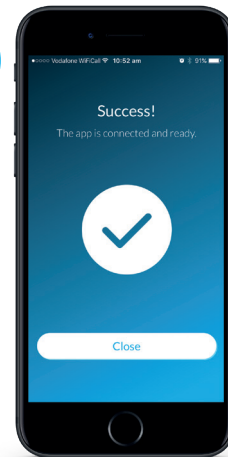
ENTER THE PAIRING CODE DISPLAYED ON THE XTS MONITOR

4



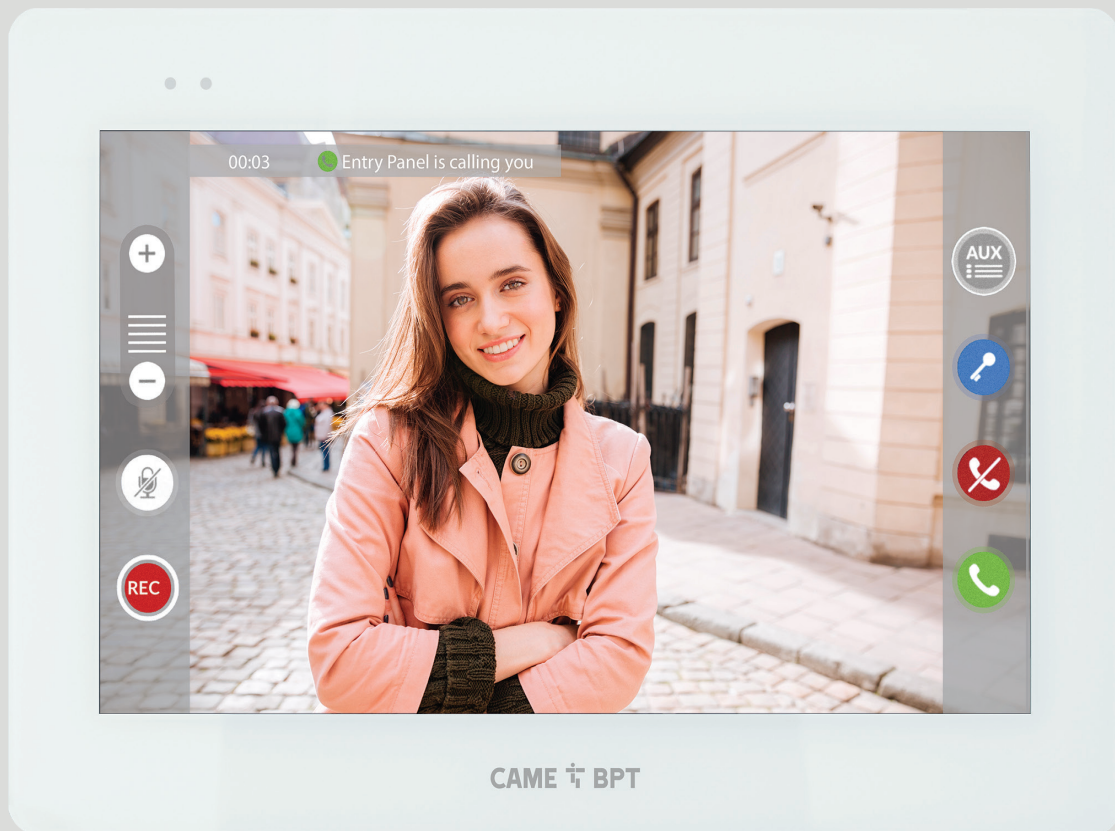
CONFIRM IF REMOTE CALLS VIA THE CLOUD ARE REQUIRED

5



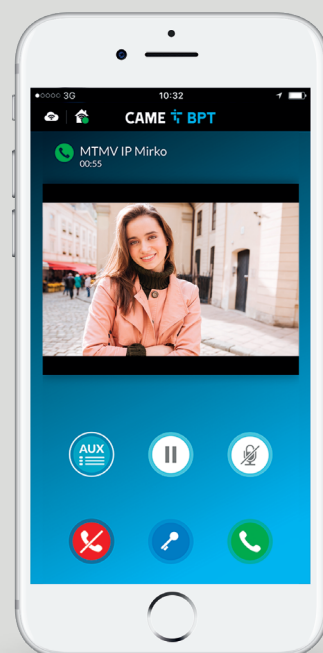
CONNECTIVITY COMPLETED
THE MOBILE DEVICE IS NOW ABLE TO RECEIVE CALLS VIA THE VIDEOENTRY APP.

REMOTE MANAGEMENT BY SMARTPHONE



REMOTE MANAGEMENT

- RECEIVE CALLS ON YOUR SMARTPHONE AND TABLET
- OPEN YOUR FRONT DOOR
- SWITCH ON YOUR LIGHTS
- DISPLAY THE ENTRY PANELS LIVE VIDEO
- CALL YOUR HOUSE ON THE XTS RECEIVER



VIDEOENTRY APP



THE APP THAT ALLOWS YOU TO MANAGE ALL THE CAME BPT REMOTE VIDEO ENTRY SYSTEMS

This app, available free for both iOS and Android devices, allows you to manage calls from the entry panel directly from smartphones and tablets.


Once you have downloaded the app and enabled the internal extension to the CAME CONNECT service, just enter the user credentials (present in the appropriate menu of the terminal) to complete the association of mobile device on the XTS terminal.

RECEIVE CALLS FROM THE ENTRY PANEL ON YOUR SMARTPHONE

When a call is made from the entry panel it is activated on the XTS and also on the app of the smartphones connected to the extension. In this way you can see who is at the door, answer and open from your mobile device, wherever you are (WIFI coverage or data network are necessary).



OPEN YOUR FRONT DOOR



SWITCH ON THE LIGHTS



DISPLAY THE ENTRY PANELS LIVE VIDEO



CALL YOUR HOUSE ON THE XTS TERMINAL*

* available from 4Q 2018

AVAILABLE TO DOWNLOAD AT:



REPLACE YOUR OLD X1 VIDEO ENTRY RECEIVER WITH XTS



FUTURA



AGATA



PERLA



OPALE



The X1 version of XTS monitor is compatible with all existing X1 video entry monitors. You can either extend existing X1 systems, or replace and upgrade to XTS using the existing entry panel and system structure.

BY SWITCHING TO XTS 7 WIFI, USERS MAY BE ABLE TO TAKE ADVANTAGE OF XTS AND OF THE VIDEOENTRY APP WITHOUT THE NEED FOR ANY ADDITIONAL EQUIPMENT.

XTS COMPATIBLE ENTRY PANELS



LITHOS



MTM



THANGRAM



VR PLAQUES



CONNECT YOUR OLD X1 SYSTEM TO THE NEW APP

2 WIRED SYSTEMS ONLY

Remote management of a X1 video entry system is now easy. Just replace the old video entry system with a XTS version and connect to the home WIFI network. No need to change cables or make other changes to the equipment.*


You can answer calls from the entry panel from anywhere in the world via the CAME cloud (WiFi or data network required). The XTS video entry receiver includes 4 app licenses to associate it with as many mobile devices.

STANDARD VIDEO ENTRY SYSTEM



XTS

4 APP LICENSES INCLUDED



804CH-0030



Legend

- = VMC/1D or UTP CAT 5
- = POWER SUPPLY

AVAILABLE TO DOWNLOAD AT:



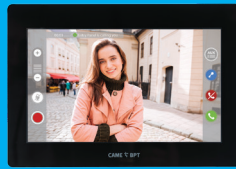
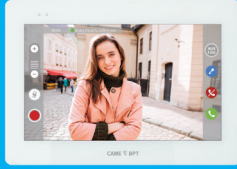


* It is necessary to consider the consumption of the XTS video entry system, in some cases it is necessary to add a local power supply (VAS/101).



CHARACTERISTICS

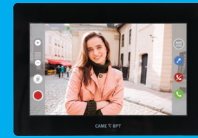

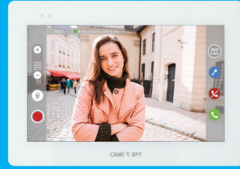
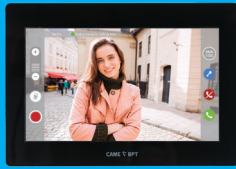
CHOOSE THE RIGHT VERSION FOR YOU



PRODUCT CODE	XTS 7 WH WIFI	XTS 7 BK WIFI	XTS 7 WH WFBF	XTS 7IP WH WIFI
COLOUR	WHITE	BLACK	WHITE	WHITE
COMPATIBLE X1 SYSTEM	<input type="checkbox"/>	<input type="checkbox"/>	<input type="checkbox"/>	<input type="checkbox"/>
COMPATIBLE IP360 SYSTEM	<input type="checkbox"/>	<input type="checkbox"/>	<input type="checkbox"/>	<input checked="" type="checkbox"/>
WIFI CONNECTION	<input type="checkbox"/>	<input type="checkbox"/>	<input type="checkbox"/>	<input type="checkbox"/>
7" FULL TOUCH SCREEN MONITOR 1024 X 600 PX	<input type="checkbox"/>	<input type="checkbox"/>	<input type="checkbox"/>	<input type="checkbox"/>
5" FULL TOUCH SCREEN MONITOR 800 X 480 PX	<input type="checkbox"/>	<input type="checkbox"/>	<input type="checkbox"/>	<input type="checkbox"/>
WALL MOUNTED	<input type="checkbox"/>	<input type="checkbox"/>	<input type="checkbox"/>	<input type="checkbox"/>
RECESS MOUNTED	<input type="checkbox"/>	<input type="checkbox"/>	<input type="checkbox"/>	<input type="checkbox"/>
APP LICENSES FOR DEVICE	4	4	4	19
VERSION FOR THE HEARING IMPAIRED	<input type="checkbox"/>	<input type="checkbox"/>	<input checked="" type="checkbox"/>	<input type="checkbox"/>



IP360



XTS 7IP BK WIFI	XTS 7IP WH WFBF	XTS 5IP WH	XTS 5IP BK
-----------------	-----------------	------------	------------

BLACK	WHITE	WHITE	BLACK
-------	-------	-------	-------




19	19	-	-
----	----	---	---



INSTALLATION EXAMPLES

XTS 7 WIFI - X1 SYSTEM



Legend

- = VMC/1D or UTP CAT 5
- = POWER SUPPLY



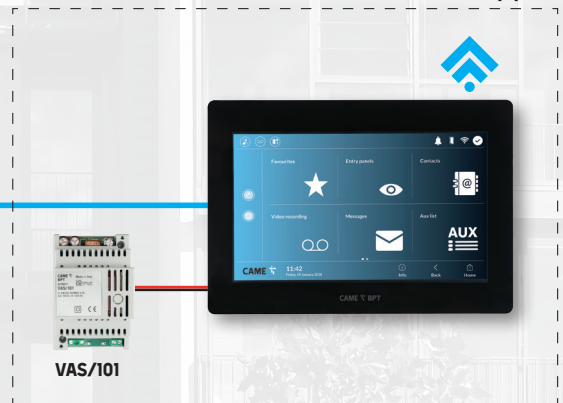
App. 1



UP TO 4 DEVICES



App. 2



UP TO 4 DEVICES



Legend

- = VMC/1D or UTP CAT 5
- = VMC/2D
- = POWER SUPPLY

INSTALLATION EXAMPLES

XTS 5 IP - IP360 SYSTEM

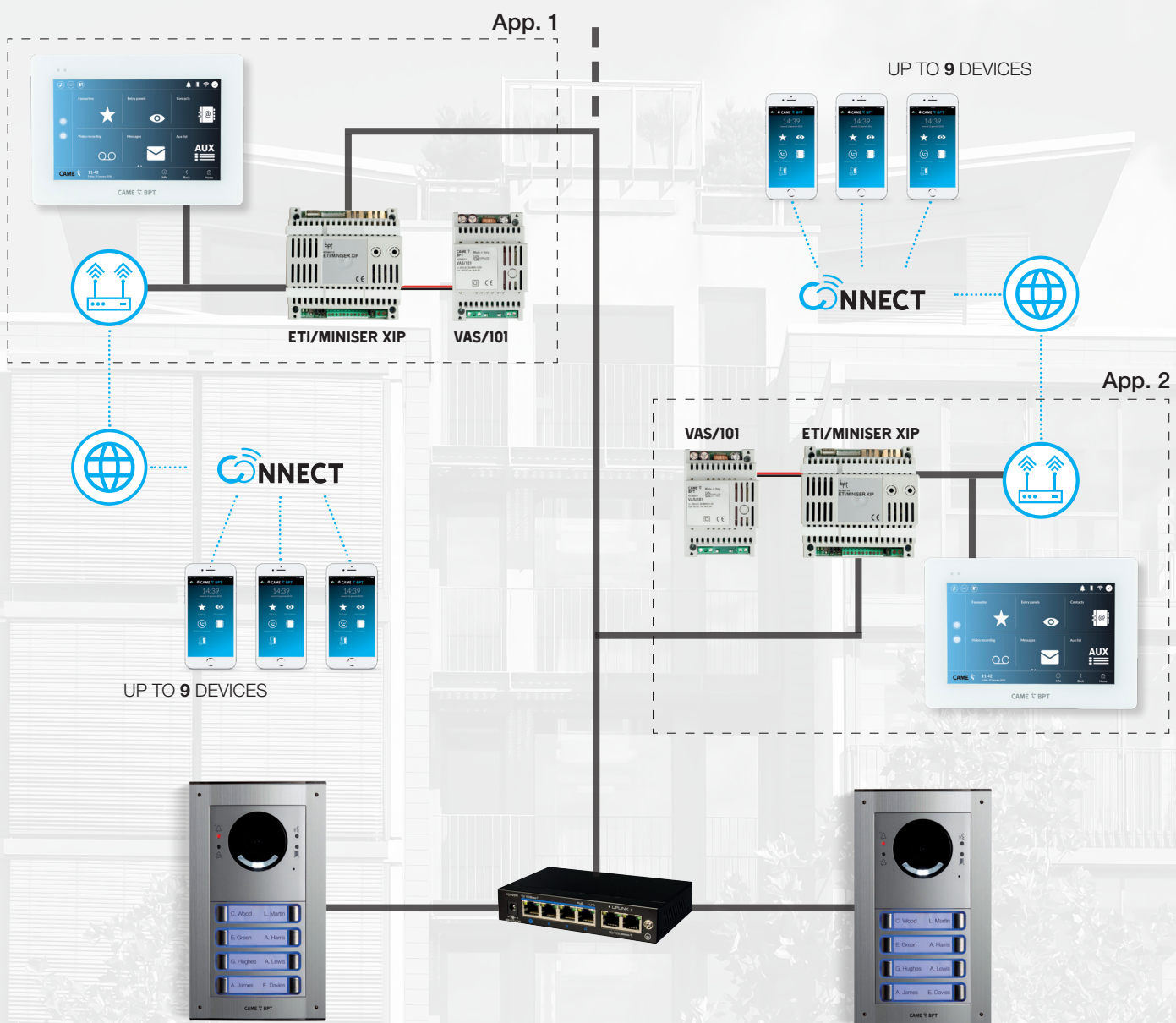
IP360 USING THE EXTERNAL MTM ENTRY PANEL AS A SERVER



Legend

— = UTP CAT 5

IP360 USING APARTMENT SERVER



Legend

- = UTP CAT 5
- = POWER SUPPLY

INSTALLATION EXAMPLES

XTS 7 IP - IP360 SYSTEM

IP360 XTS POE POWERED AND CONNECTED TO THE NETWORK THROUGH WIFI



Legend

— = UTP CAT 5

IP360

App. 1



UP TO 19 DEVICES



UP TO 19 DEVICES

App. 2



Legend

— = UTP CAT 5

© CAME SPA - KBENHFE21 - 2021 - EN
CAME reserves the right to make any changes to this document, at any time. Even partial reproduction is prohibited.

CAME

CAME S.P.A.
Via Martiri della Libertà, 15
31030 Dosson di Casier
Treviso - ITALY

CAME.COM

We are a leading multinational supplier of integrated high-tech solutions for automating residential, public and urban settings, which generate intelligent spaces for the wellbeing of people.

- GATES AUTOMATION
- VIDEO ENTRY SYSTEMS
- GARAGE AND INDUSTRIAL DOOR AUTOMATION
- AUTOMATIC BARRIERS
- PARKING SYSTEMS
- TURNSTYLES AND SPEED GATES
- BOLLARDS AND ROAD BLOCKERS
- HEATING CONTROL
- AUTOMATIC DOORS
- SHUTTER AND BLIND SOLUTIONS
- BURGLAR ALARM SYSTEMS
- HOME AUTOMATION

