



GARD GT8


**THE NEW
BENCHMARK
FOR AUTOMATIC
BARRIERS**

FOR PASSAGEWAY UP TO 7.8 METERS

CAME 

[CAME.COM](https://www.came.com)





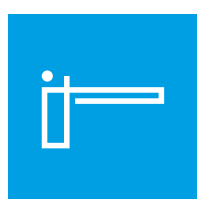
**PASSAGE WIDTH
CLEARANCE**

from 4 to 7.8 meters

MCBF

3 million cycles

Tested for intensive use up to
160 Max CYCLES/hour.



GARD GT8

MAIN FEATURES

- **RESISTANT**
Cabinet in galvanized and painted steel or in AISI 304 or AISI 316 stainless steel.
- **RELIABLE**
24 V DC operator, ENCODER and ADVANCED SPEED CONTROL for controlling the forces applied to the boom.
- **PRACTICAL**
Built-in LED traffic lights and safety accessories.
- **SAFE- EN12453**
Shockproof rubber profile and efficient obstacle detection system.
- **PERFECTLY INTEGRABLE**
Advanced control board with digital inputs, CXN BUS inputs, MODBUS protocol and CONNECT technology.
- **EFFICIENT**
with opening and closing speed from 4 to 8 seconds depending on the length of the boom.

CUSTOMIZABLE COLOR

GARD GT8 has been developed for use on medium and large access gates.

The elegantly designed cabinet is designed for the integration of safety accessories.

Standard in RAL 7024 finish, it can be painted in any RAL color on request.




BUS ACCESSORIES AND INTEGRATED PHOTOCELLS

The photocells and control accessories can be installed directly on the barrier structure.

Moreover, the advanced control board of GARD GT8 is also able to manage CAT.2 safety systems such as laser sensors, in addition to CXN accessories, the new line of BUS devices, practical and quick to install.

INNOVATIVE MODULAR BOOM



In order to solve the traditional critical aspects caused by the boom length, CAME has developed an innovative boom divided into two sections of different diameters, which are inserted one inside the other, without the need for external joints or additional reinforcing components.

The first section, the one connected to the body of the barrier, acts as the supporting element.


The second section, with a smaller diameter and a variable length of up to 4 meters, is inserted about 30 cm inside the first one, and firmly fixed with special screws.

- Easier and more economical transport.
- Better boom resistance to stress.
- Less weight to lift and therefore less stress for the motor.



DOUBLE SPRING BALANCING

The CAME R&D department has developed a practical variable balancing system, which allows using two springs connected to the balancing lever at different predefined points. It is therefore no longer necessary to have specific springs for the different boom lengths, but it is sufficient to operate on the hooking system.



SAFETY BOOM RELEASE SYSTEM*

CAME has developed a special system that minimizes damage in case of impact with the boom. A solid steel device allows the boom to disengage in case of breakage and to settle in a safe position, eliminating repair costs and long recovery times.



INTEGRATED SIGNAL LIGHT

The RG LED lighting system eliminates the traditional flashing light, and offers traffic light signaling for greater safety. It can be installed both on the cabinet structure and on the boom on both sides, and regulates access by means of red, flashing red or green signaling.

FULL-HEIGHT FOLDING SKIRT*

Suitable for both residential and industrial use, the folding skirt is the ideal solution to prevent access by pedestrians or unauthorized vehicles. GARD GT8 can be equipped not only with a lower skirt, but also with a special full-height solution that can be fully folded to close the gate to a height of 130 cm. This accessory is made of aluminum with white/red painted strips.

ATTENTION:

* Only available for entire boom
4 meters e 6 meters.



SIMPLE CONFIGURATION

The control board is positioned directly under the cabinet cover.

All the configuration and maintenance phases can therefore be carried out comfortably standing upright, with the cabinet closed, in total safety.



The practical 7-segment display and the control keys allow to navigate through the menu and configure the barrier in a few simple steps.

The advanced control board of GARD GT8 includes:

- Inputs for safety accessories configurable both as N.C. contacts and resistive contacts (8k2)
- Control inputs
- Inputs for CXN BUS accessories
- Output for safety electric lock at the boom tip.
- Connector for fixed code radio receiver and rolling codes up to 250 users (AF435/AF868)
- Connector for external keyboard o RFID reader (R800/R700)
- Serial port for CONNECT gateway for remote management of the barrier.
- Connector for CAME KEY for configuration from smartphone.
- MEMORY ROLL for saving the configurations
- Serial port with MODBUS protocol

ADVANCED SPEED CONTROL

With first-class electronics and a 24 V DC operator with ENCODER, GARD GT8 also implements an advanced boom speed management solution.

Thanks to this innovative function the movement is smooth and constant both when opening and when closing, without annoying oscillations that would compromise the integrity of the mechanical system and the boom itself.

The control board continuously analyses the forces acting on the boom, adjusting the speed according to the parameters measured, guaranteeing durability and reliability in all climatic conditions.

BATTERY-POWERED EMERGENCY SYSTEM

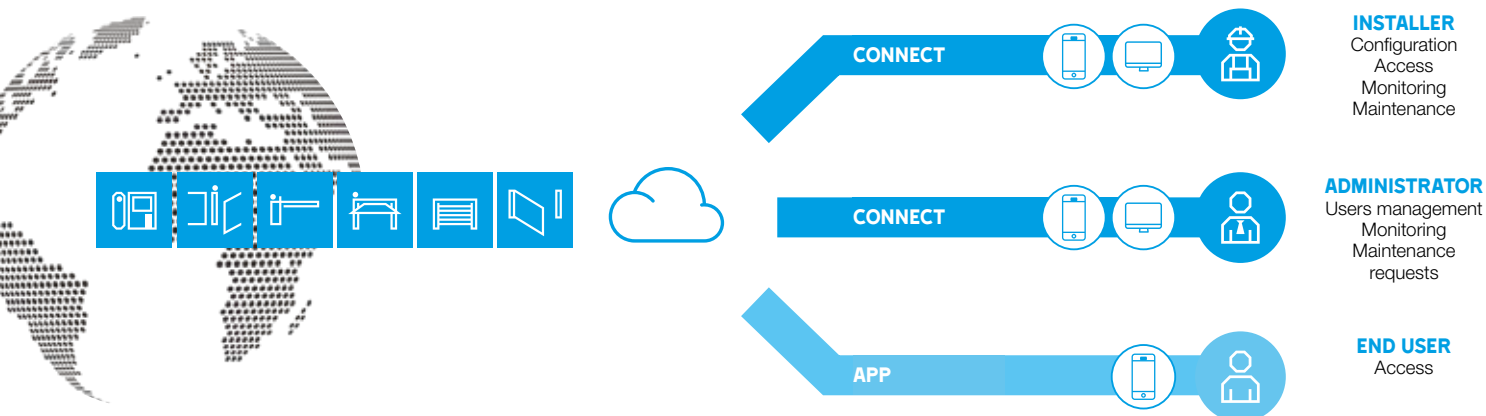
In the occurrence of a blackout or in any emergency situation where an electrical problem occurs, GARD GT8 is able to operate in complete safety thanks to an auxiliary battery power supply system (optional).

During normal operation with mains power supply, the system keeps the batteries fully charged in order to guarantee maximum reliability as soon as an emergency occurs.



CONNECT is the CAME technology that allows to manage automations that improve the quality of life. The automations connected over the Internet offer added value for the user and open up new horizons for the installer's business.

CAME has chosen to develop internally the technologies necessary to manage data flow and protection. No external agency processes the information, no server is located in remote locations around the world. An innovative technological heart, to ensure high security and reliability. CAME has invested in research and development with the aim of simplifying the installer's work, improving user experience and offering new digital services.



CONNECT AT THE INSTALLER'S AND ADMINISTRATOR'S SERVICE

Connected automations can be managed remotely via PC or smartphone.
The CONNECT platform enables the automatic programming of transmitters, the management of customers and systems installed, the status of devices and scheduled maintenance.
CONNECT allows the installer to offer a complete 24/7 service becoming the trusted partner for his customer.

CONNECT AT THE END USER'S SERVICE

Through the free Apps that can be installed on any Android or iOS smartphone, the user can control the devices remotely.



PLATFORM FOR PC
came.com/connect



SMARTPHONE APPS
Connect SetUp



SMARTPHONE APPS
CAME Automation

CONNECT MEANS

**INTERNET
CONNECTION**
via CAME gateways

COMPATIBILITY
with new quick-coupling
gateways

CONFIGURATION
and setup from smartphone with
KEY CAME

**REMOTE
CONTROL**
for the user through Apps

CAME KEY

CAME.COM

YOUR NEW WORK TOOL

CAME KEY makes all automation installation, programming and management steps easier and faster.

By exploiting the WiFi communication between CAME KEY and smartphones, the device serves as an interface between the control board and the CAME SetUp APP.

- Update firmware on the control board for new features.
- Manage all automation parameters, which are organized by type.
- Check maneuvers for scheduled maintenance.
- Duplicate radio-frequency controls via QR code.



The CONNECT SetUp app



QUALITY FOR CAME

IS THE GUIDING PRINCIPLE OF EVERYTHING.



GARD GT8 is completely made in Italy and, like all CAME automation solutions, is the result of our smart production model that includes the digitization of each phase, integrating a complete series of tests on 100% of the products.

- Motor testing
- RPE Electrical safety and grounding
- Safety microswitch testing
- Gearmotor release tests
- Functional test for 60 seconds analyzing all functional parameters every 200 milliseconds
- Control board functional test
- Complete barrier system functional test



Find out more on QUALITY INSIDE
www.came.com/qi

SERVICE



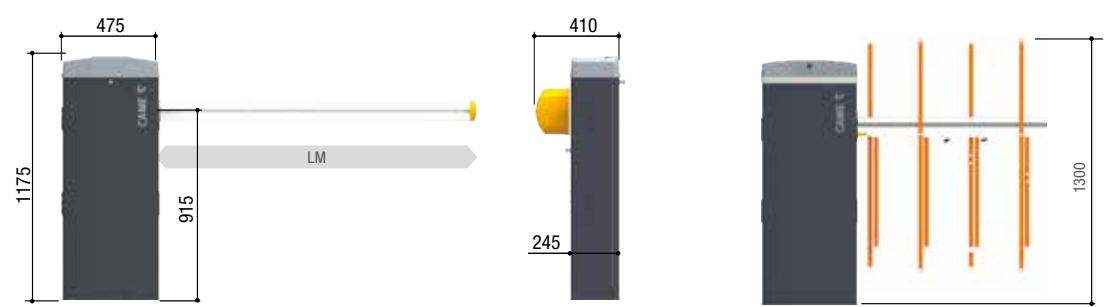
ENGINEERING

TESTING ONE BY ONE



PRODUCTION

THE COMPLETE RANGE



LM = Max. net clearance width

BOOM SELECTION

LATERAL CLEARANCE WIDTH (m)	< 4	4 to 6	> 6
Type of boom	803XA-0400	803XA-0410	803XA-0420
Skirt compatibility	803XA-350 - 803XA-0340	803XA-350 - 803XA-0340	803XA-0340
Detachable attachment	803XA-0390	803XA-0390	803XA-0390

OPERATIONAL LIMITS

MODELS	803BB-0180	803BB-0290	803BB-0250	803BB-0270
Max. net clearance width (m)		7.8		

TECHNICAL FEATURES

MODELS	803BB-0180	803BB-0290	803BB-0250	803BB-0270
Protection rating (IP)		54		
Power supply (V - 50/60 Hz)		230 AC		
Motor power supply (V)		24 DC		
Max current draw (mA)		1.1		
Stand-by consumption (W)		7		
Power (W)		240		
Torque (Nm)		600		
Opening time at 90° (s)		4 to 8		
Max. Cycles/hour		160		
Operating temperature (°C)		-20 to +60		
RAL color	7024	CUSTOMIZED	-	-
Cabinet material	STEEL	STEEL	STAINLESS STEEL AISI 304	STAINLESS STEEL AISI 316

© CAME SPA - KADENSTE24 - 2024 - EN
Came reserves the right to make any changes to this document at any time. Even partial reproduction is prohibited.

● 24 V DC

CAME

CAME S.P.A.
Via Martiri della Libertà, 15
31030 Dosson di Casier
Treviso - ITALY

CAME.COM

We are a leading multinational supplier of integrated high-tech solutions for automating residential, public and urban settings, which generate intelligent spaces for the wellbeing of people.

- GATE AUTOMATION
- VIDEO ENTRY SYSTEMS
- AUTOMATIONS FOR GARAGES AND INDUSTRIAL DOORS
- AUTOMATIC BARRIERS
- PARKING SYSTEMS
- TURNSTILES AND SPEED GATES
- BOLLARDS AND ROAD BLOCKERS
- HEATING CONTROL
- AUTOMATIC DOORS
- SHUTTER AND BLIND SOLUTIONS
- BURGLAR ALARM SYSTEMS
- HOME AUTOMATION

CE

