




BKX

The revolutionary automation for
sliding gates with brushless technology.





BKX is the most advanced and powerful sliding motor, with brushless 24 V DC motor and native encoder, ideal for residential and industrial gate applications up to 1200 kg.



BKX CHARACTERISTICS

- **POWERFUL AND VERSATILE**
Irreversible gearmotor with maximum thrust of 800 N, available in 2 versions for gates up to 800 kg and up to 1200 kg.
- **ADVANCED ELECTRONICS**
Control panel with graphic display, smart configuration via CAME KEY and innovative advanced functions.
- **FAST AND SMOOTH**
With 800 N thrust and its brushless motor, it guarantees smooth movement and a speed up to 24 m/min.
- **DURABLE AND RELIABLE**
Designed for high mechanical performance, with a 24VDC brushless motor combined with a gear reducer built with innovative materials, which ensure excellent durability with an MCBF of 250,000 cycles.
- **COMPATIBLE WITH PREVIOUS MODELS**
With its adapter plates, it can be conveniently installed as a replacement for the BX, BK and BXV series models.
- **COMPLIES WITH REGULATION (EU) 2023/826**
Which establishes eco-compatible design requirements for off mode, standby mode, and networked standby energy consumption.

ADVANCED ELECTRONICS WITH GUIDED CONFIGURATION

CAME.COM

BKX, with its durable and reliable mechanics and state-of-the-art electronics, is the most advanced and complete automation for large sliding gates. It is equipped with a toroidal transformer that ensures maximum efficiency and simple installation.

The BKX control panel features a graphic display and four control buttons for configuration and is protected with ABS cover.

CONFIGURATION VIA SMARTPHONE

Through Wi-Fi connection with CAME KEY, the installer can greatly reduce the setup time by using the wizard via smartphone.

Simply plug CAME KEY directly on the control board and launch the App SetUp Pro on the smartphone to access advanced functionalities:

- Guided set up for quick and simple commissioning.
- Access to all automation parameters, which are organized by type.
- Automations management, operations and maintenance control organized by customer.
- Quick radio controls configuration via QR code
- Update firmware on the control board for new features.
- Configurations backup to CONNECT.



GUIDED CONFIGURATION WITH AUTO-SETUP

The graphical display allows all configurations to be made in 13 different languages using the 4 control keys. The two available guided procedures make the installer's work much easier.

Through these special functions, it is simply a matter of following the instructions on the display to properly perform both the commissioning of the automation and the impact tests.

In fact, based on the gate leaf length and weight setting, all the relevant speed, acceleration and deceleration parameters are automatically configured.

The installer can also set a password to protect access to the menu and prevent unauthorized persons from changing configurations.



THE CONTROL BOARD




GRAPHIC DISPLAY

CXN BUS INPUTS

MEMORY ROLL
for saving the configurations
(included)

RSE PORTS

SLOT FOR CAME KEY
OR GATEWAY WI-FI



- Integrated timer management with automatic DST (day saving time)
- Compatibility with all radio coding and management of up to 1000 users.
- Power supply 230 V / 120 V AC 50/60 Hz
- Output B1 - B2
- Compatibility with RIO System 2.0 accessories (wireless)
- 4 wired NC inputs configurable also as resistive 8k2
- Modbus protocol for third party integration
- Command inputs (total stop/opening/partial opening/closing/sequential step-by-step)

COMPATIBLE WITH ALEXA AND GOOGLE HOME

Thanks to the optional Wi-Fi gateway that can be plugged directly onto the electronic board, BKX can connect to any router to enable remote management.

In addition to the Automation App that enables users to control the automation from a smartphone, it is also possible to use Amazon Alexa and Google Home voice commands, to open and close the gate, stop it, or know its status.



Download the AUTOMATION app
from Google Play and the App Store

ADAPTIVE SPEED AND TORQUE TECHNOLOGY

BKX guarantees maximum efficiency and low maintenance costs, through its continuous torque adaptation system (AST).

The board monitors running speed, acceleration and deceleration ramps, and current consumption at all times.

The AST system constantly evaluates the weight and friction of the gate to detect obstacles and maintain the speed of the gate at the set level. This feature guarantees perfect operation at any latitude, in any weather condition.



PERFECT OPERATION MAXIMUM SAFETY

The adaptive speed and torque technology ensures greater safety in case of obstacles, as well as the correct detection of friction problems (caused by dirt or small stones on the track) that could cause a motor block and require technical intervention.

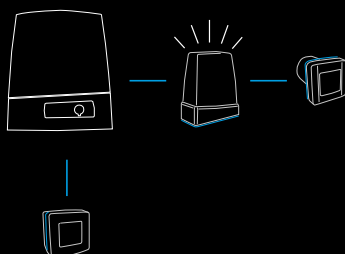
No loss of time for the installer, great satisfaction for the customer.



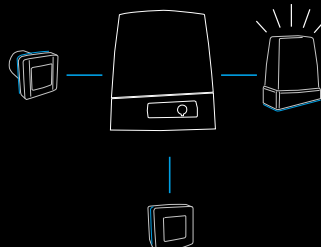
THE CONTROL BOARD WITH CXN BUS TECHNOLOGY

With the CXN line of accessories with BUS technology, installation can be completed more easily and quickly. Each individual accessory can be configured after completing installation and setting the address of each device. It is also possible to obtain a complete diagnosis on each device. The new electronic board allows BKX to connect both conventional and non-polarised 2-wire accessories.

MIXED
Connection



STAR
Connection



CHAIN
Connection



A BRUSHLESS MOTOR TESTED TO WITHSTAND

BKX was developed with the aim of obtaining a motor capable of operating in all conditions.

The absence of brushes ensures silent operation and reliability over time because there are no components subject to wear.

In addition, the motor is equipped with the innovative star coupling for connection to the worm screw, specially designed to increase the system's efficiency and simplifying maintenance.

The motor and each of its components have undergone rigorous testing to ensure that all parameters are met: in CAME's Central Laboratory, **BKX** has continuously performed thousands of operations to certify a MCBF of 250,000 cycles.

With its maximum torque of **800 N** the motor moves gates weighing up to **1200 Kg** at a speed of **20 m/min**, and gates weighing up to **800 Kg** at a speed of **24 m/min**.



DEDICATED SLOTS FOR ACCESSORIES

The optimized design makes installation easier and faster. Various accessories can also be housed inside the motor housing, eliminating the need for dedicated external boxes.

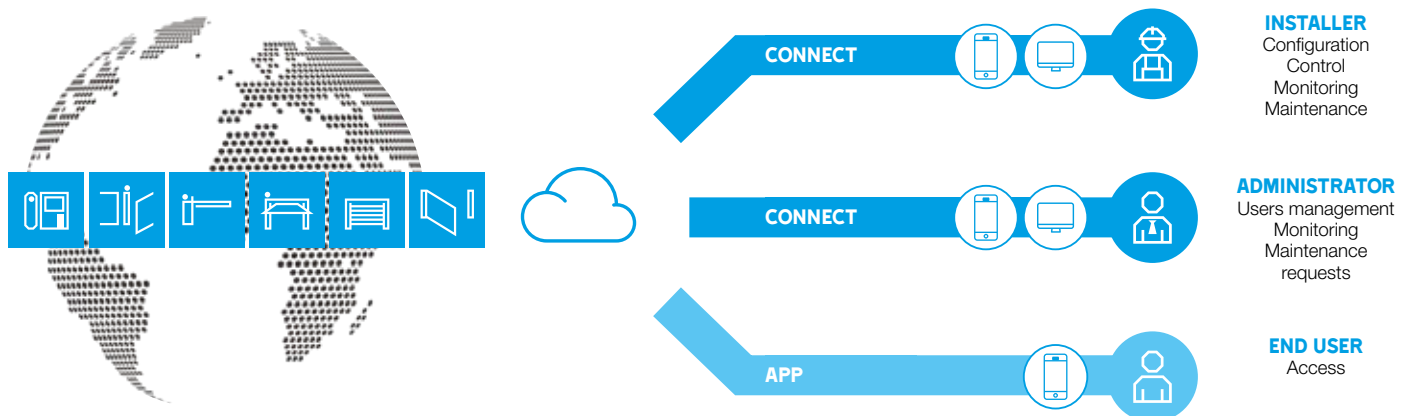
- Dedicated space for n°2 batteries 12V 5 Ah (not supplied)
- Battery charger (801XC-0250)
- 4G Gateway with integrated radio 806SA-0220
- SMA Metal Mass Detector (009SMA)
- Heating element and thermostat (001RSDN003)





CONNECT is the CAME technology that allows to manage automations that improve the quality of life. The automations connected over the Internet offer added value for the user and open up new horizons for the installer's business.

CAME has chosen to develop internally the technologies necessary to manage data flow and protection. No external agency processes the information, no server is located in remote locations around the world. An innovative technological heart, to ensure high security and reliability. CAME has invested in research and development with the aim of simplifying the installer's work, improving user experience and offering new digital services.



CONNECT AT THE INSTALLER'S AND ADMINISTRATOR'S SERVICE

Connected automations can be managed remotely via PC or smartphone.
The CONNECT platform enables the automatic programming of transmitters, the management of customers and systems installed, the status of devices and scheduled maintenance.
CONNECT allows the installer to offer a complete 24/7 service becoming the trusted partner for his customer.

CONNECT AT THE END USER'S SERVICE

Through the Wi-Fi Gateway and the CAME App the user can control the automation remotely.
Compatible with Amazon Alexa and Google Home devices, CAME automations can also be controlled by voice command.



PLATFORM FOR PC
came.com/connect



SMARTPHONE APPS
SetUp Pro



SMARTPHONE APPS
CAME Automation

CONNECT MEANS


**INTERNET
CONNECTION**
via CAME gateways

COMPATIBILITY
with new quick-coupling
gateways

CONFIGURATION
and setup from smartphone with
KEY CAME

**REMOTE
CONTROL**
for the user through Apps

THE COMPLETE RANGE



OPERATIONAL LIMITS

MODELS	801MS-0690	801MS-0710	801MS-0700	801MS-0720
Max. leaf weight (Kg)	800	800	1200	1200
Max. door-leaf length (m)	20	20	20	20
Pinion module	4	4	4	4

TECHNICAL FEATURES

MODELS	801MS-0690	801MS-0710	801MS-0700	801MS-0720
Protection rating (IP)	54	54	54	54
Power supply (V AC - 50/60 Hz)	230	120	230	120
Motor power supply (V DC - 50/60 Hz)	24	24	24	24
Power (W)	230	230	270	270
Maneuvering speed (m/min)	24	24	20	20
Cycles/Hour	20	20	17	17
Thrust (N)	800	800	800	800
Operating temperature (°C)	-20 ÷ +55	-20 ÷ +55	-20 ÷ +55	-20 ÷ +55

● 24 V DC

© CAME SPA - KADENULE25 - 2024 - EN
Came reserves the right to make any changes to this document at any time. Even partial reproduction is prohibited.

CAME 
MORE THAN TECHNOLOGY

CAME S.P.A.
Via Martiri della Libertà, 15
31030 Dosson di Casier
Treviso - ITALY

CAME.COM

We are a leading multinational company offering integrated and connected solutions for the automation of residential, public and urban environments, creating intelligent spaces designed to enhance people's wellbeing.

- GATES AUTOMATION
- AUTOMATIC BARRIERS
- GARAGE DOORS AND INDUSTRIAL CLOSURES AUTOMATION
- VIDEO ENTRY SYSTEMS
- HOME CLIMATE CONTROL
- SHUTTERS, BLINDS AND AWNINGS AUTOMATION
- ACCESS CONTROL SOLUTIONS
- TURNSTILES AND SPEEDGATES
- BOLLARDS AND ROADBLOCKERS
- PARKING SYSTEMS

