

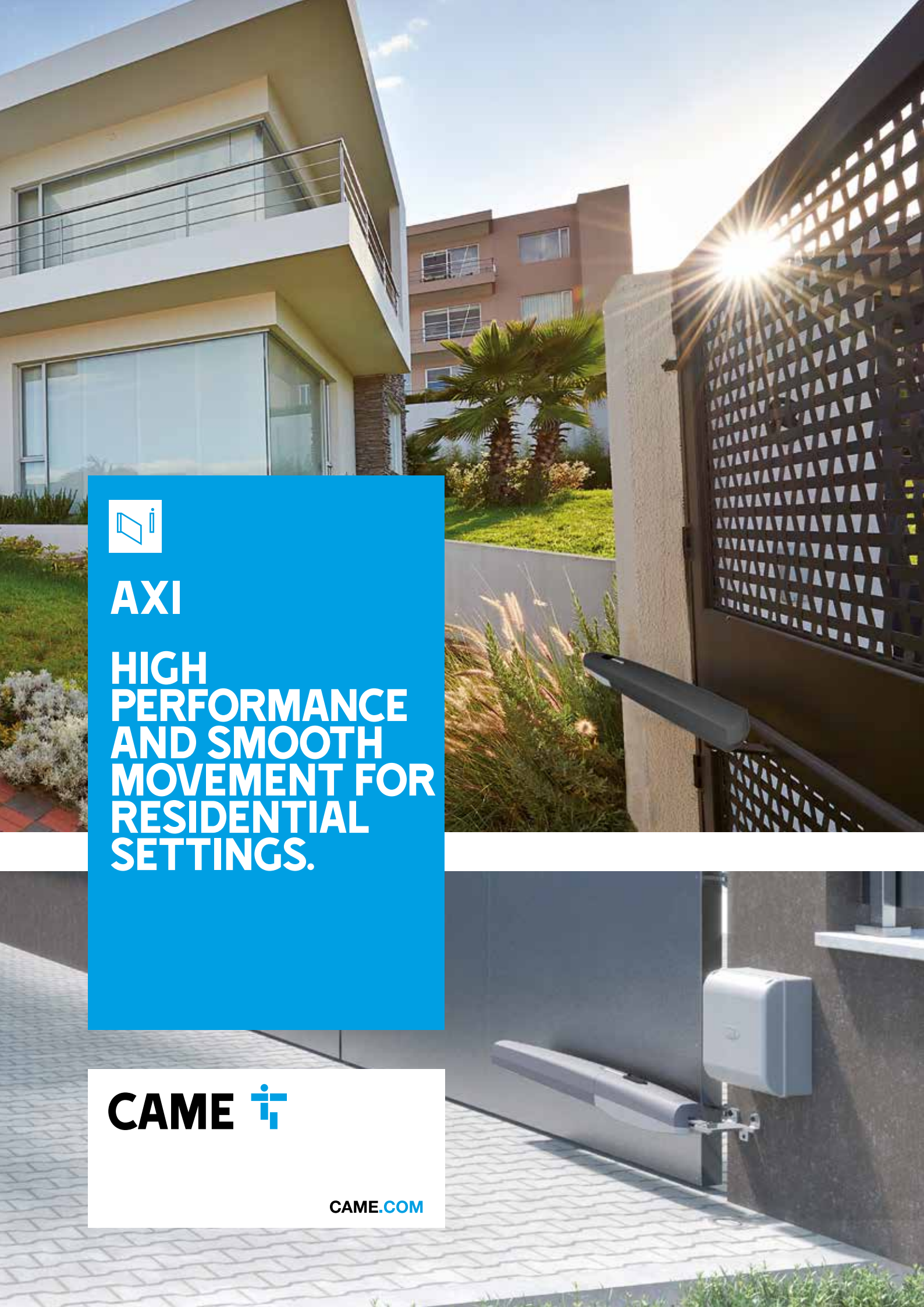


AXI

**HIGH
PERFORMANCE
AND SMOOTH
MOVEMENT FOR
RESIDENTIAL
SETTINGS.**


CAME 

[CAME.COM](https://www.came.com)





AXI blends cutting-edge technology with unmatched electronics. Smooth movement and linear slow downs make it the ideal operator for any residential setting.



AXI MAIN FEATURES

- Irreversible geared motor for SWING GATES measuring up to 2.5 m and weighing 300 Kg.
- Two versions available, both with ENCODER to ensure PERFECT SLOW-DOWNS management and best performances.
- On-board MECHANICAL STOPS, for controlling gate travel.
- MANUAL RELEASE TAB - WITH TRILOBE KEY.
- Smooth and linear movements thanks to the BEVEL GEAR.
- Control panel with COLOR-CODED TERMINALS for faster connections and diagnoses.

SILENT AND LINEAR MOVEMENT



The conical torque and the new multi-principle worm screw ensure greater fluidity of movement while simultaneously providing greater power and reduced noise level during operations.



OTHER FEATURES

- ROLLING CODE AND TWIN RADIO DECODING up to 250 users.
- MEMORY ROLL MODULE to save and load the configuration data and transmitters.
- SAFETY BATTERY SYSTEM to guarantee correct functioning also during blackouts.
- SELF-DIAGNOSING SAFETY DEVICES.

Valorizing the aesthetics of each entryway, AXI is the best in terms of technology, design and security.





A CONTROL UNIT THAT OFFERS SO MUCH MORE

The ZL65 control panel has been completely overhauled, to speed up the accessories connection and ensure practical troubleshooting.

RIO SYSTEM 2.0

wireless technology is CAME solution for installing all the control and safety devices through radio connection, with no need of cables.

DESIGNED FOR CAME KEY

for advanced configurations and settings via smartphone or tablet.

TRANSPONDER READER AND KEYBOARD


directly connected to control board R800/R700 slot

ENERGY SAVING MODULE

for low consumption during standby.

DESIGNED FOR CAME CONNECT TECHNOLOGY

for remote control and advanced management.





CAME KEY

CAME.COM

YOUR NEW WORKING TOOL



The next generation working tool has arrived. No longer are you required to spend time on your knees, in the pouring rain, configuring the control board of the automation system.

CAME KEY is a local Wi-Fi interface that can communicate directly with your control board, allowing you to manage configuration using a smartphone or tablet with no need of an Internet connection.

SETUP
available on:



Plug CAME KEY into the control board and download the free CAME SET UP App. Using your smartphone or tablet connected through Wi-Fi, CAME KEY allows:

- Fast configuration and automation.
- Firmware updates.
- Management of transmitters.
- Local and cloud back-up of the configuration and much more!



CAME CONNECT EXPERIENCE NOW THE FUTURE TECHNOLOGY FOR YOUR BUSINESS

CAME  **CONNECT**
CLOUD CONNECTED TECHNOLOGY

CAME CONNECT is the cloud system that allows you to remotely manage the automation system via a mobile device or through a PC with an Internet connection.

Using a "Gateway" device that is locally installed onto the system, the automation will be connected to a CAME certified world wide network accessible through a dedicated user platform.

From intercom to thermoregulation and smart-home systems, from gate automation to barriers and parking systems, all devices will be connected one to each other and will be available on the same device to perform complete diagnostics and fault monitoring.

Thanks to CAME CONNECT, you will grow up your business, offering an efficient and permanent maintenance service, a telephone technical support, and a quick intervention in case of malfunction.

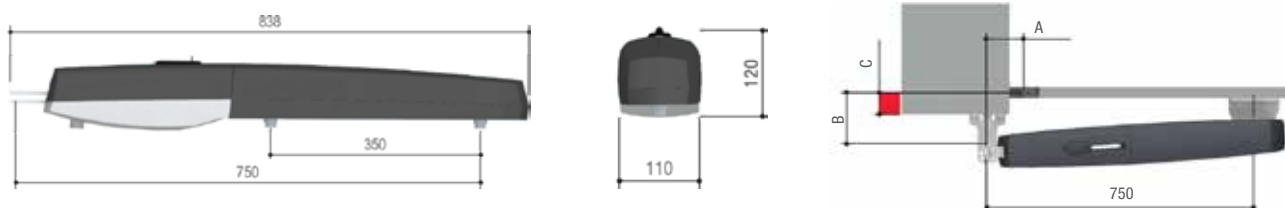
Connecting to the website and logging in as "Professional User", the installer can access many innovative feature:

- Visualize all customers' systems on a map with status indicators (proper functioning / malfunctions detected))
- Monitor the full list of devices connected for each customer with status indicators.
- Configure and control all devices.
- Manage scenarios and schedule operations.
- Check the log history and status.
- Manage scheduled maintenance of each device.

Logging in as "Private User", CAME CONNECT is also the perfect solution for the end user that needs to manage remotely all the systems of the house, such as acting on automations, watching the security system images, receiving alerts or forwarding assistance requests to the installer.



THE COMPLETE RANGE



Application dimensions (mm)

MODELS	801MP-0030 · 801MP-0040		
LEAF OPENING (°)	A	B	C Max.
90	130	110 ÷ 170	60
115	150	110 ÷ 160	50

Operational limits

MODELS	801MP-0030		801MP-0040	
Max. length of leaf (m)	1,5	2	1,80	2,5
Max. weight of leaf (kg)	250	200	300	250
Max. leaf opening (°)	115		115	

Technical characteristics

MODELS	801MP-0030	801MP-0040
Protection rating (IP)	44	44
Power supply to motor (V)	24 DC	24 DC
Absorption (A)	5 Max.	5 Max.
Power (W)	120	120
Maneuvering time at 90° (s)	15*	15*
Duty/cycle (%)	50	50
Thrust (N)	400 ÷ 2000	400 ÷ 2000
Operating temperature (°C)	-20 ÷ +55	-20 ÷ +55

* Suggested minimum value with maximum travel speed and minimum slow-down speed.

© CAME SPA - KADENHAE18 - 2019 - EN

CAME reserves the right to make any changes to this document, at any time. Even partial reproduction is prohibited.

CAME

CAME S.p.A.

Via Martiri della Libertà, 15
31030 Dosson di Casier
Treviso - ITALY

CAME.COM



We are a leading multinational supplier of integrated high-tech solutions for automating residential, public and urban settings, which generate intelligent spaces for the wellbeing of people.

GATES AUTOMATION

INTERCOM SYSTEMS

BURGLAR ALARM SYSTEMS

HOME AUTOMATION

THERMOREGULATION

BLINDS AND AWNINGS AUTOMATION

GARAGE AND INDUSTRIAL DOORS

AUTOMATIC DOORS

TURNSTILES AND ACCESS CONTROL

BOLLARDS AND PERIMETER SECURITY

PARKING SYSTEMS AND ROAD BARRIERS

